
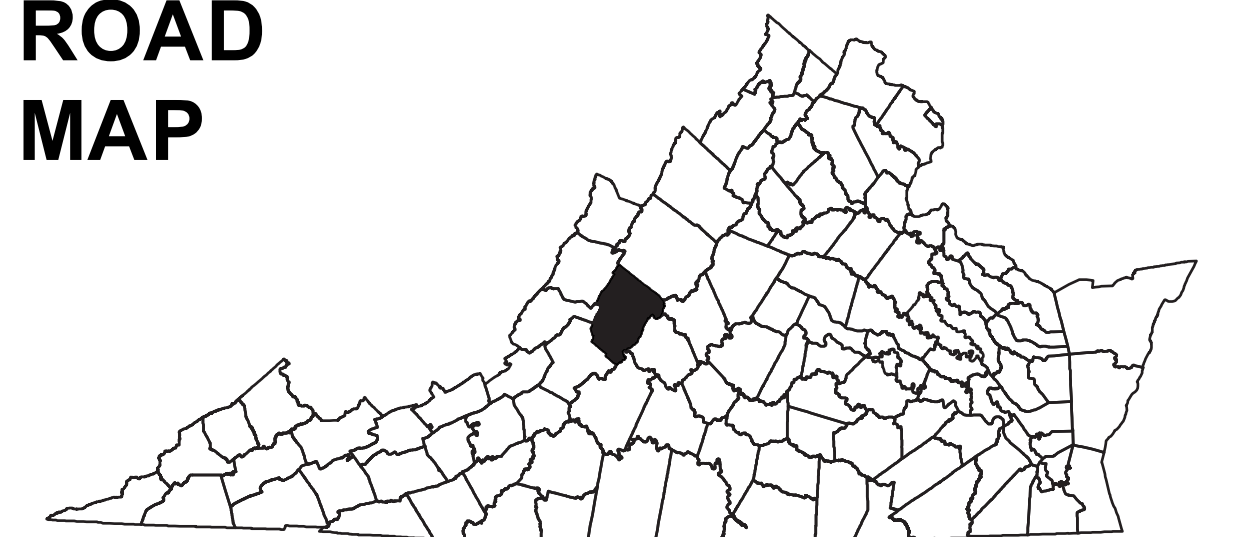


ROCKBRIDGE COUNTY, VA



COUNTY ROAD MAP



ROCKBRIDGE COUNTY

ROAD CLASSIFICATIONS

- Frontage Road
- Secondary Route
- State Route
- U.S. Route
- Urban Road
- LightSurface
- DividedHwyInterstate
- AllWeatherSurface
- Unsurfaced
- otherSurface
- BikeRoutes
- AppalachianTrail
- Scenic Roads

MISCELLANEOUS

- Schools
 - Seaports
 - Park_RideLots
- AIRPORTS**
- Commercial
 - General
 - Military

RAILROADS

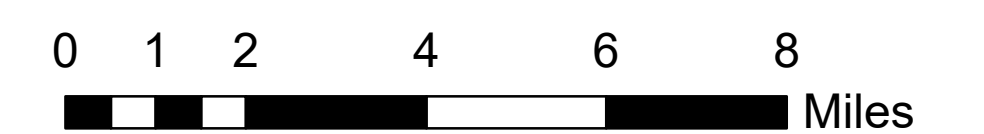
- Metro
- VARailroads
- Park_N_Ride

BOUNDARIES

- MilitaryAreas
- MagisterialDistricts
- Incorp_Areas
- Natural_LandCover

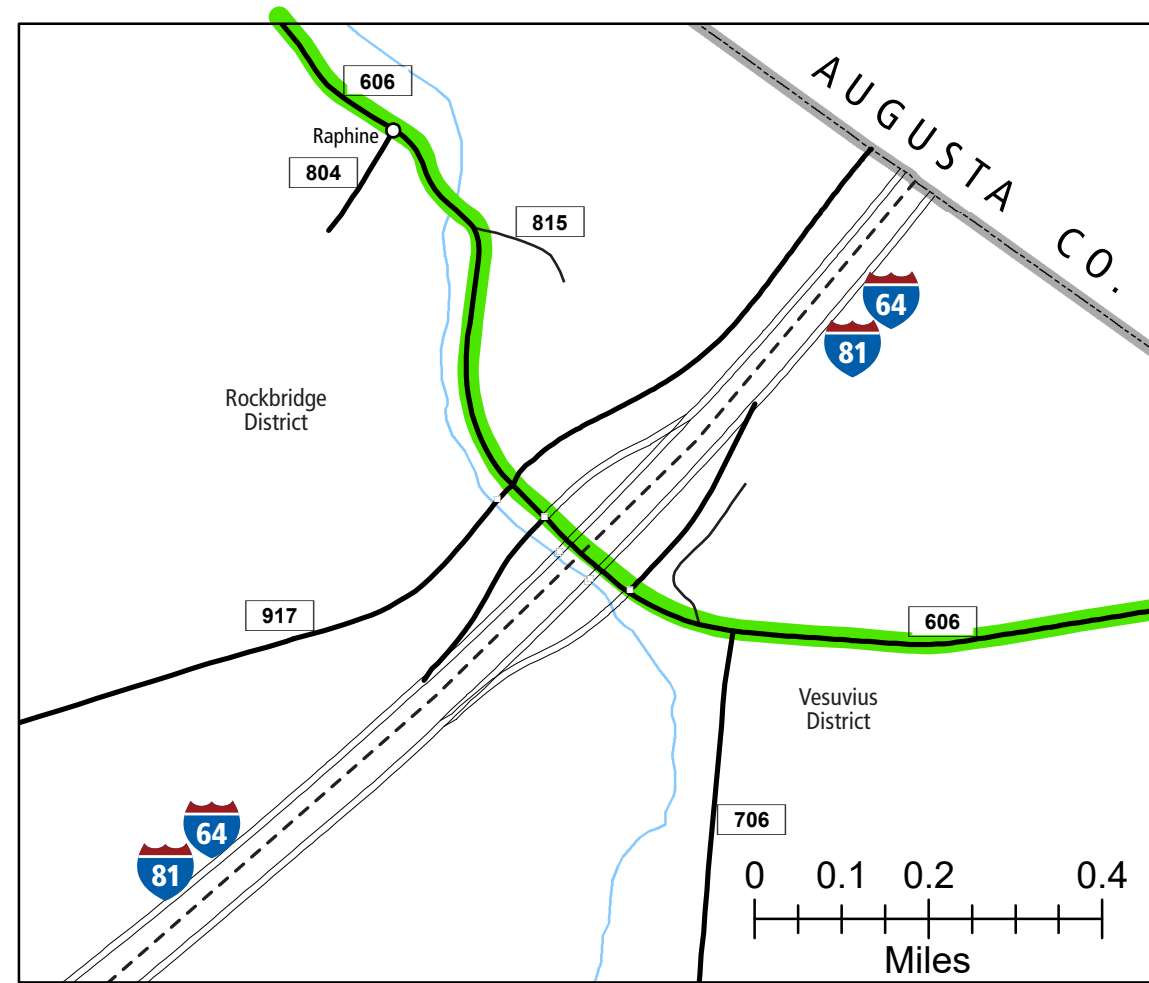
Additional ROAD CLASSIFICATION (Post 2019)

Hard-surface

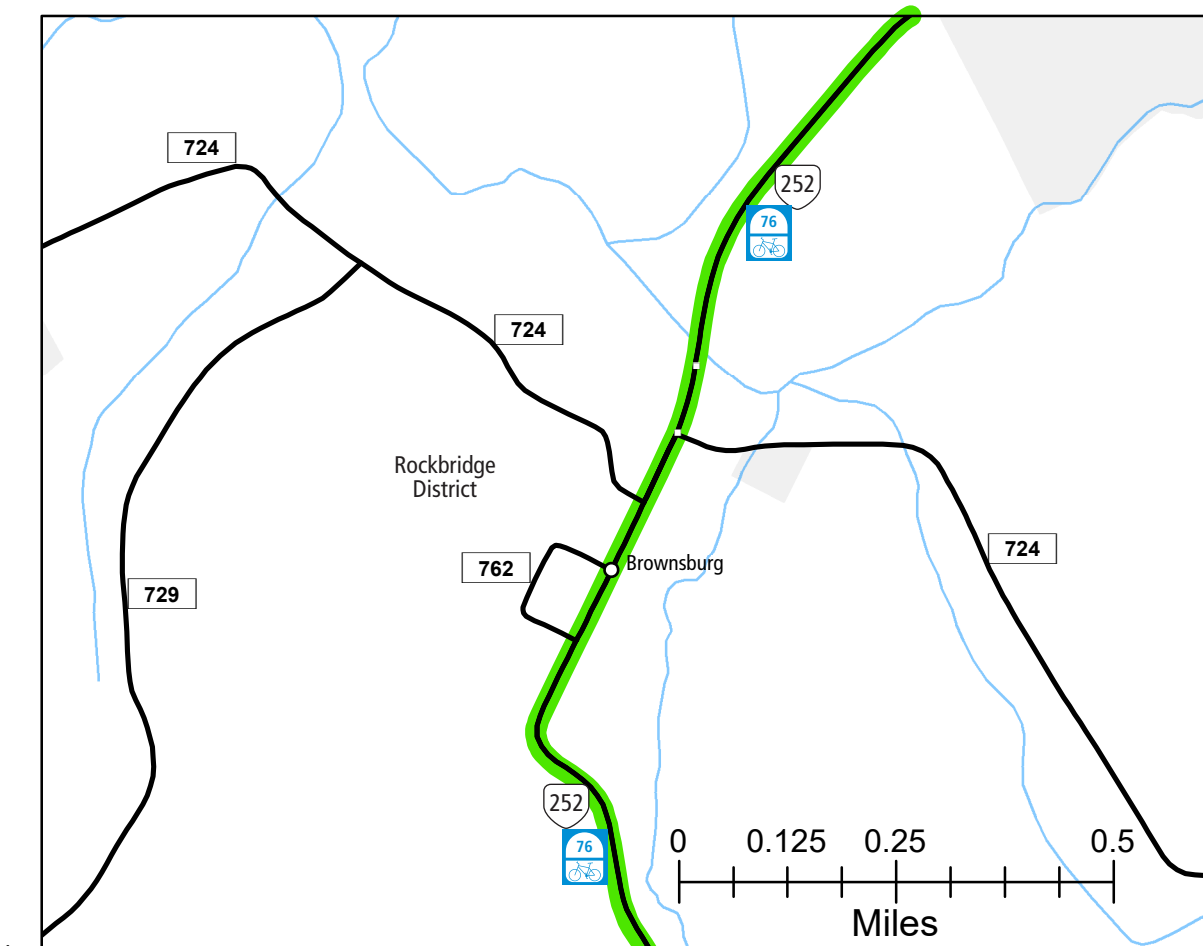


The accuracy or completeness of this map is not guaranteed or warranted. Map depicts state-maintained highway network as of November 1, 2022. Copyright © 2021 by Commonwealth of Virginia Department of Transportation, All Rights Reserved

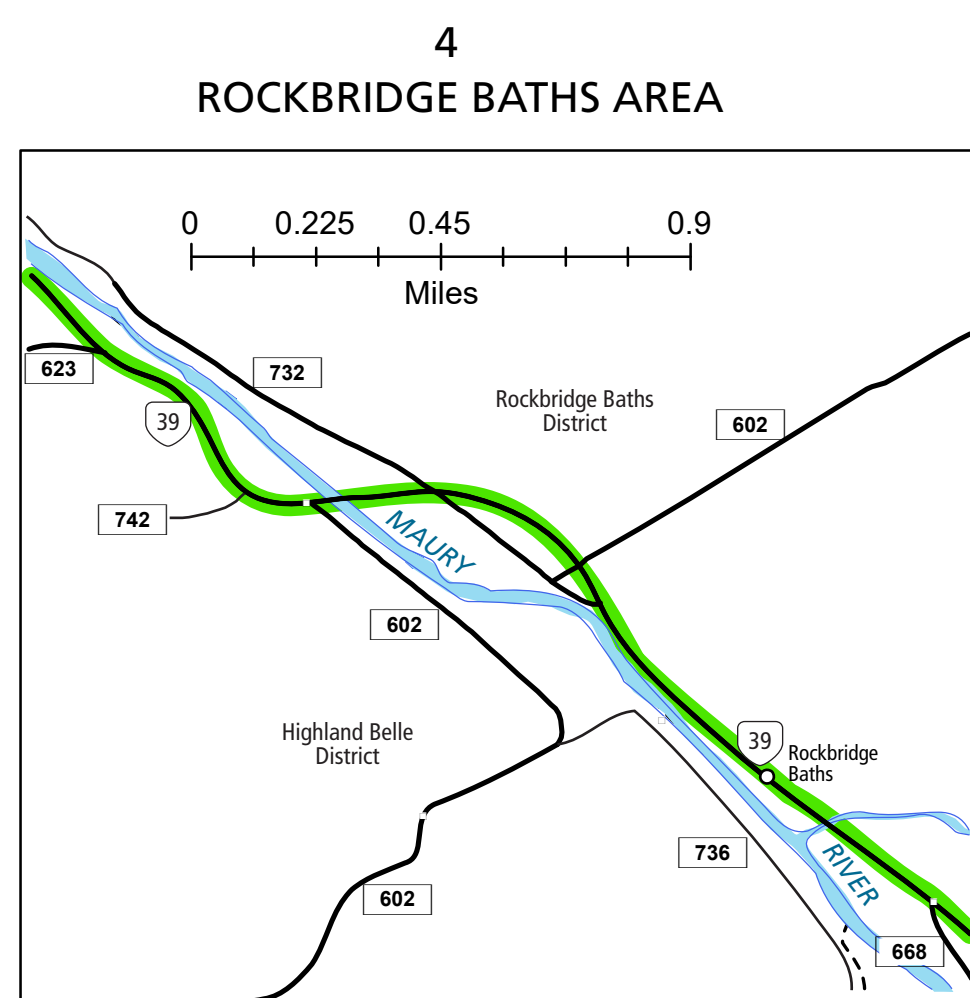
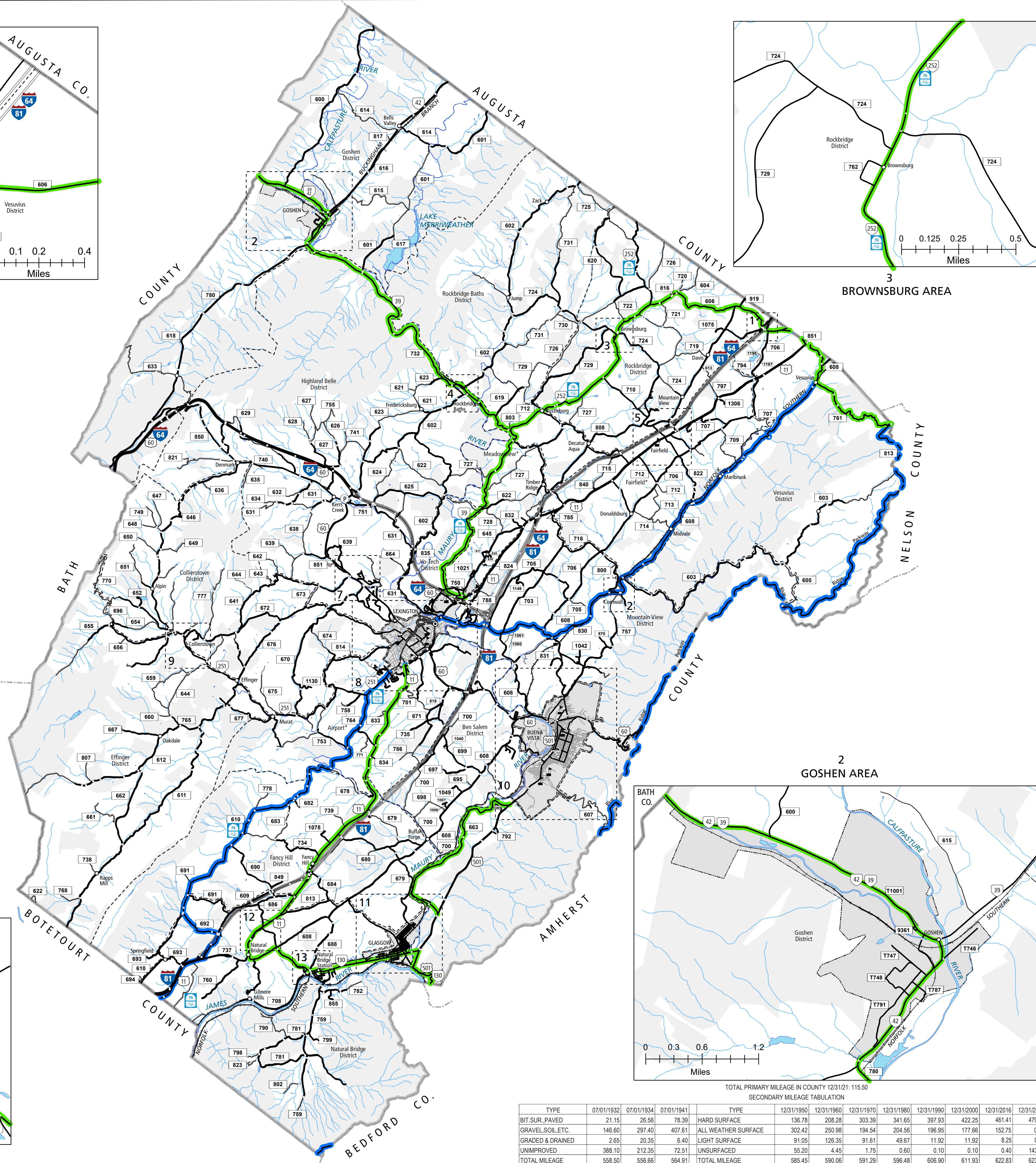
AN INVENTORY OF STATE MAINTAINED ROADS



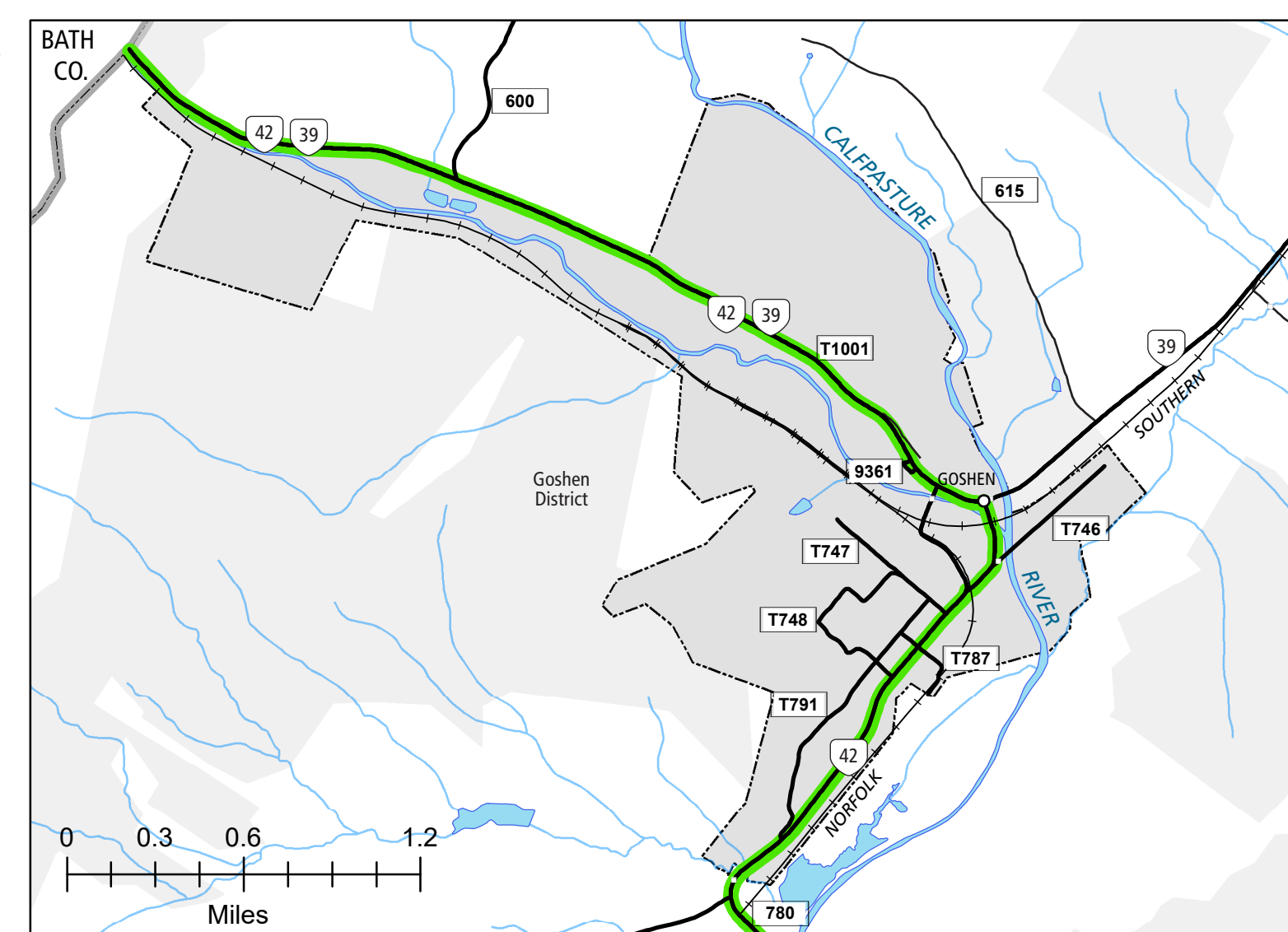
1 RAPHINE AREA



3 BROWNSBURG AREA



4 ROCKBRIDGE BATHS AREA



2 GOSHEN AREA

TOTAL PRIMARY MILEAGE IN COUNTY 12/31/21: 115.50
SECONDARY MILEAGE TABULATION

| TYPE | 07/01/1932 | 07/01/1934 | 07/01/1941 | TYPE | 12/31/1950 | 12/31/1960 | 12/31/1970 | 12/31/1980 | 12/31/1990 | 12/31/2000 | 12/31/2016 | 12/31/2021 |
|------------------|------------|------------|------------|---------------------|------------|------------|------------|------------|------------|------------|------------|------------|
| BIT SUR. PAVED | 21.15 | 26.56 | 78.39 | HARD SURFACE | 136.78 | 208.28 | 303.39 | 341.65 | 397.93 | 422.25 | 461.41 | 479.97 |
| GRAVEL SOIL ETC. | 146.60 | 297.40 | 407.61 | ALL WEATHER SURFACE | 302.42 | 250.98 | 194.54 | 204.56 | 196.95 | 177.66 | 152.75 | 0.00 |
| GRADED & DRAINED | 2.65 | 20.35 | 6.40 | LIGHT SURFACE | 91.05 | 126.35 | 91.61 | 49.67 | 11.92 | 11.92 | 8.25 | 0.00 |
| UNIMPROVED | 388.10 | 212.35 | 72.51 | UNSURFACED | 55.20 | 4.45 | 1.75 | 0.60 | 0.10 | 0.10 | 0.40 | 143.19 |
| TOTAL MILEAGE | 558.50 | 556.66 | 564.91 | TOTAL MILEAGE | 585.45 | 590.06 | 591.29 | 596.48 | 606.90 | 611.93 | 622.83 | 623.15 |