

# Student Travel Tally Report: Combining Schools in One Data Collection Season

**School Group:** Virginia Schools

**Date Range:** Fall 2018

**Date Report Generated:** 01/09/2019

School Name:	Month & Year Collected & (Set ID)	School Enrollment:	% Range of School's Students Involved in SRTS:	Number of Classroom in School Targeted by School Group:	Number of Classrooms Included in Report:
Abingdon Elementary School	October 2018 (27185)		76-100%		21
Academy for Discovery at Lakewood	November 2018 (27550)	700	Don't Know		1
Achievable Dream Academy	October 2018 (27464)	631	76-100%		31
Adams Elementary School	September 2018 (28039)		Don't Know		45
Antietam Elementary School	November 2018 (27513)	625	76-100%		1
Arlington Community High School	October 2018 (27188)		76-100%		1
Arlington Science Focus	October 2018 (27204)				29
Arlington Tech	October 2018 (27231)				12
Arlington Traditional	October 2018 (27205)				22
Arthur Ashe Jr Elementary School	October 2018 (28040)		Don't Know		39
Ashburn Elementary School	October 2018 (27000)				24
Ashlawn Elementary School	October 2018 (27206)				28
Baker Elementary School	October 2018 (28041)		Don't Know		36
Barcroft Elementary School	October 2018 (27207)				18
Barrett Elementary School	October 2018 (27208)				21
Bay View Elementary School	October 2018 (27510)	350	76-100%		13
BC Charles Elementary School	October 2018 (27465)	460	76-100%		20
Bellwood Elementary School	October 2018 (27337)	549	76-100%		28
Berkeley Middle School	September 2018 (27436)	550			1
Berkeley Middle School	September 2018 (27477)	630			32
Bon Air Elementary School	October 2018 (27340)	649	76-100%		29

Brookfield Elementary School	October 2018 (26802)	838	Don't Know		52
Brookland Middle School	September 2018 (28105)		Don't Know		59
Buffalo Trail Elementary	October 2018 (27003)				13
Buford Middle School	October 2018 (26820)				3
Butts Road Intermediate	September 2018 (26882)	600	76-100%		24
Butts Road Primary	September 2018 (27033)	513			16
Camelot Elementary	September 2018 (27140)	478	76-100%		21
Cameron Elementary School	October 2018 (26788)	527	Don't Know		25
Camp Allen Elementary School	October 2018 (27441)	491	76-100%		8
Campbell Elementary School	October 2018 (27209)				19
Carlin Springs Elementary School	October 2018 (27210)				16
Carver Elementary School	October 2018 (28043)		Don't Know		48
Carver Elementary School	October 2018 (27597)	707	76-100%		31
Carver Intermediate School	September 2018 (27144)	564	76-100%		23
CC Wells Elementary School	October 2018 (27396)	679	76-100%		29
Cedar Road Elementary	September 2018 (27198)	811	76-100%		31
Chamberlayne Elementary School	October 2018 (28045)		Don't Know		42
Charles Barrett Elementary School	October 2018 (26743)	0			21
Chittum Elementary	September 2018 (27354)	687	76-100%		24
Churchill Road Elementary School	October 2018 (26792)	776	Don't Know		29
Churchland Elementary School	September 2018 (27631)				37
Clara Byrd Baker Elementary School	September 2018 (27476)	530			7
Claremont Immersion	October 2018 (27211)				32
Clark Elementary School	October 2018 (26822)				30
Clearview Elementary School	October 2018 (26796)	724	Don't Know		30

Clover Hill Elementary School	October 2018 (27490)	738			30
Coleman Place Elementary School	October 2018 (27331)	700	76-100%		33
Colonial Trail Elementary School	October 2018 (28046)		Don't Know		55
Columbia Elementary School	October 2018 (26807)	501	Don't Know		83
Cora Kelly Magnet Elementary School	October 2018 (26744)	0			35
Crestview Elementary School	October 2018 (28048)		Don't Know		40
Crestwood Elementary School	October 2018 (27437)	571	76-100%		26
Crestwood Middle School	September 2018 (27178)	599			6
Cunningham Park Elementary School	October 2018 (26797)	523	Don't Know		18
David A Dutrow Elementary School	October 2018 (27470)	520	76-100%		22
Davis Elementary School	October 2018 (28049)		Don't Know		2
Deep Creek Central Elementary	September 2018 (27133)	732			27
Deep Creek Elementary	September 2018 (27195)	732	76-100%		30
Deep Creek Middle School	September 2018 (27179)	757	76-100%		3
Deer Park Elementary School	October 2018 (27478)	552	76-100%		6
Discovery Elementary	October 2018 (27212)				26
Discovery STEM Academy	October 2018 (27473)	606	76-100%		31
Dominion Trail Elementary School	October 2018 (27011)				15
Donahoe Elementary School	October 2018 (28050)		Don't Know		50
Douglas MacArthur Elementary School	October 2018 (26748)				31
Drew Model Elementary School	October 2018 (27213)				31
Dumbarton Elementary	October 2018 (28051)		Don't Know		61
Echo Lake Elementary School	October 2018 (28052)		Not Applicable		48
Elizabeth Davis Middle School	October 2018 (27471)	1229			40
Elko Middle School	October 2018 (28106)		Don't Know		19

Emerick Elementary School	October 2018 (27012)				21
Fair Oaks Elementary School	October 2018 (28053)		Don't Know		42
Fairfield Court Elementary School	October 2018 (27547)	472	76-100%		4
Fairfield Middle School	October 2018 (28107)		Don't Know		28
Fairlawn Elementary School	October 2018 (27599)	400	76-100%		10
Ferdinand T Day Elementary School	October 2018 (26758)	0			21
Fort Hunt Elementary School	October 2018 (26806)	602	Don't Know		1
Frances Hazel Reid Elementary School	October 2018 (27014)				32
Francis C. Hammond Middle School	October 2018 (26746)	0			48
Francis Scott Key Elementary School	October 2018 (27214)				23
Galax Elementary School	September 2018 (26837)	589	76-100%		18
Galax High School	September 2018 (27157)	99	0-25%		2
Galax Middle School	September 2018 (27158)	295	26%-50%		11
Gayton Elementary School	October 2018 (28054)		Don't Know		60
General Stanford Elementary School	October 2018 (26781)		76-100%		21
George J Mcintosh Elementary School	October 2018 (27533)	440	76-100%		26
George Mason Elementary School	October 2018 (26745)				20
George Washington Middle School	October 2018 (26757)	0			21
Georgetown Primary	September 2018 (26910)	729	76-100%		27
Ginter Park Elementary School	October 2018 (27529)				5
Glebe Elementary	October 2018 (27215)				26
Glen Allen Elementary	October 2018 (28055)		Don't Know		57
Glen Lea Elementary School	October 2018 (28056)		Not Applicable		46
Granby Elementary School	October 2018 (27481)	600	76-100%		11
Grassfield Elementary	September 2018 (27120)	993			36

Great Bridge Intermediate	September 2018 (27147)	678	76-100%		25
Great Bridge Middle School	September 2018 (26892)	1000	76-100%		46
Great Bridge Primary	September 2018 (26978)	678	76-100%		16
Greenbrier Intermediate School	September 2018 (27146)	678	76-100%		3
Greenbrier Middle School	September 2018 (26902)	1368	76-100%		28
Greenfield Elementary School	October 2018 (27270)	580			25
Greenwood Elementary School	October 2018 (28057)		Don't Know		6
Guilford Elementary School	October 2018 (27016)				1
Gunston Middle School	October 2018 (27216)				34
H-B Woodlawn	October 2018 (27217)				9
Harvie Elementary School	October 2018 (28058)		Don't Know		45
Hickory Elementary School	September 2018 (26877)	1000	76-100%		14
Hickory Middle School	September 2018 (26899)	1286	76-100%		34
Hickory Middle School	September 2018 (27119)	1743			17
Hiddenwood Elementary School	October 2018 (27576)	572	76-100%		27
Highland Springs Elementary	October 2018 (28059)		Don't Know		58
Hillside Elementary School	October 2018 (27018)				13
Hilton Elementary School	October 2018 (27466)	396	76-100%		17
Hodges Manor Elementary School	September 2018 (27581)				26
Hoffman-Boston Elementary School	October 2018 (27218)				16
Holladay Elementary School	October 2018 (28060)		Don't Know		56
Holman Middle School	October 2018 (28108)		Don't Know		42
Horace H Epes Elementary School	October 2018 (27482)	528	76-100%		27
Hugo Owens Middle School	September 2018 (27253)	1274	76-100%		3
Hungary Creek Middle School	September 2018 (28109)		Don't Know		52

Hybla Valley Elementary School	October 2018 (26798)	954	Don't Know		1
Indian River Middle Schools	September 2018 (27059)	773	76-100%		30
Ingleside Elementary School	October 2018 (27393)	583	76-100%		28
Jacox Elementary School	October 2018 (27509)	400	76-100%		7
James Hurst Elementary School	September 2018 (27584)				28
James K Polk Elementary School	October 2018 (26751)	0			28
James Monroe Elementary School	November 2018 (27516)	300	Don't Know		1
James River Elementary School	September 2018 (27489)	450			30
Jamestown Elementary School	October 2018 (27219)				21
Jb Watkins Elementary School	October 2018 (27500)	1252	76-100%		51
Jefferson Middle School	October 2018 (27220)				31
Jefferson-Houston Elementary School	October 2018 (26755)	0			68
John Adams Elementary School	October 2018 (26754)				38
John Marshall Elementary School	October 2018 (27428)	137	76-100%		7
John Tyler Elementary School	September 2018 (27325)		76-100%		30
Johnson Elementary School	October 2018 (28061)		Don't Know		22
Johnson Elementary School	October 2018 (26825)				1
Joliff Middle	September 2018 (27112)	693	76-100%		23
Joseph H Saunders Elementary School	October 2018 (27511)	772	76-100%		35
Kaechele Elementary School	October 2018 (28062)		Don't Know		42
Kenmore Middle School	October 2018 (27221)				23
Kiln Creek Elementary School	October 2018 (27577)	669	76-100%		28
Laburnum Elementary School	October 2018 (28063)		Don't Know		58
Lake Anne Elementary School	November 2018 (26786)	611	Don't Know		1
Lakeside Elementary	October 2018 (28064)		Don't Know		27

Lane Elementary School	October 2018 (26809)	767	Don't Know		27
Larchmont Elementary School	October 2018 (27263)	553	76-100%		20
Larrymore Elementary	October 2018 (27149)		Don't Know		28
Laurel Lane Elementary School	October 2018 (27486)	465			19
Laurel Ridge Elementary School	October 2018 (26784)	859	Don't Know		71
Lee Hall Elementary School	October 2018 (27472)	532	76-100%		24
LF Palmer Elementary School	October 2018 (27524)	416	76-100%		25
Liberty Elementary School	October 2018 (27077)				16
Lindenwood Elementary School	October 2018 (27326)	377	51-75%		1
Long Branch Elementary School	October 2018 (27223)				25
Longan Elementary School	October 2018 (28065)		Don't Know		18
Longdale Elementary School	October 2018 (28066)		Don't Know		57
Lovettsville Elementary School	October 2018 (27079)				4
Lyles-Crouch Elementary School	October 2018 (26747)				22
Mary Calcott Elementary School	October 2018 (27327)	585	76-100%		1
Mary Munford Elementary	October 2018 (27537)	0			11
Matthew Whaley Elementary School	October 2018 (27487)	560			8
Maury Elementary School	October 2018 (26749)				17
Maybeury Elementary School	September 2018 (28067)		Don't Know		30
McKinley Elementary School	October 2018 (27224)				30
McNair Elementary School	October 2018 (26803)	1365	Don't Know		2
Mehfoud Elementary School	September 2018 (28068)		Don't Know		23
Montrose Elementary School	September 2018 (28069)		Don't Know		6
Moody Middle School	September 2018 (28110)		Don't Know		50
Moorefield Station	October 2018 (27084)				3

Mount Vernon Elementary School	October 2018 (26750)				39
Newsome Park Elementary School	October 2018 (27523)	460	76-100%		24
Norge Elementary School	September 2018 (27485)	587			20
North Springfield Elementary School	October 2018 (26791)	524	Don't Know		2
Norview Elementary School	October 2018 (27064)	500	76-100%		23
Nottingham Elementary School	October 2018 (27225)				19
Nuckols Farm Elementary School	October 2018 (28070)		Don't Know		56
Oakridge Elementary School	October 2018 (27226)				22
Ocean View Elementary School	October 2018 (27526)		76-100%		1
Oliver C Greenwood Elementary School	October 2018 (27544)	636	76-100%		28
Oscar Smith Middle	September 2018 (27148)	1081	76-100%		15
Park View Elementary School	September 2018 (26908)	550	76-100%		52
Parkside Middle School	November 2018 (27551)	1352	0-25%		2
Patrick Henry Elementary School	October 2018 (26756)				30
Patrick Henry Elementary School	October 2018 (27227)				27
Pemberton Elementary School	October 2018 (28071)		Don't Know		29
Pinchbeck Elementary School	September 2018 (28072)		Don't Know		30
Pocahontas Middle School	September 2018 (28111)		Don't Know		54
Portlock	August 2018 (27057)	533	76-100%		31
Powell Elementary School	October 2018 (26787)	924	Don't Know		40
Quioccasin Middle School	October 2018 (28112)		Don't Know		44
Randolph Elementary School	October 2018 (27228)				15
Ratcliffe Elementary School	October 2018 (28073)		Don't Know		27
Rena B. Wright Primary	September 2018 (27163)				12
Richard Bowling Elementary School	October 2018 (27334)	595	76-100%		31
Richard T Yates Elementary School	October 2018 (27430)	490	76-100%		22



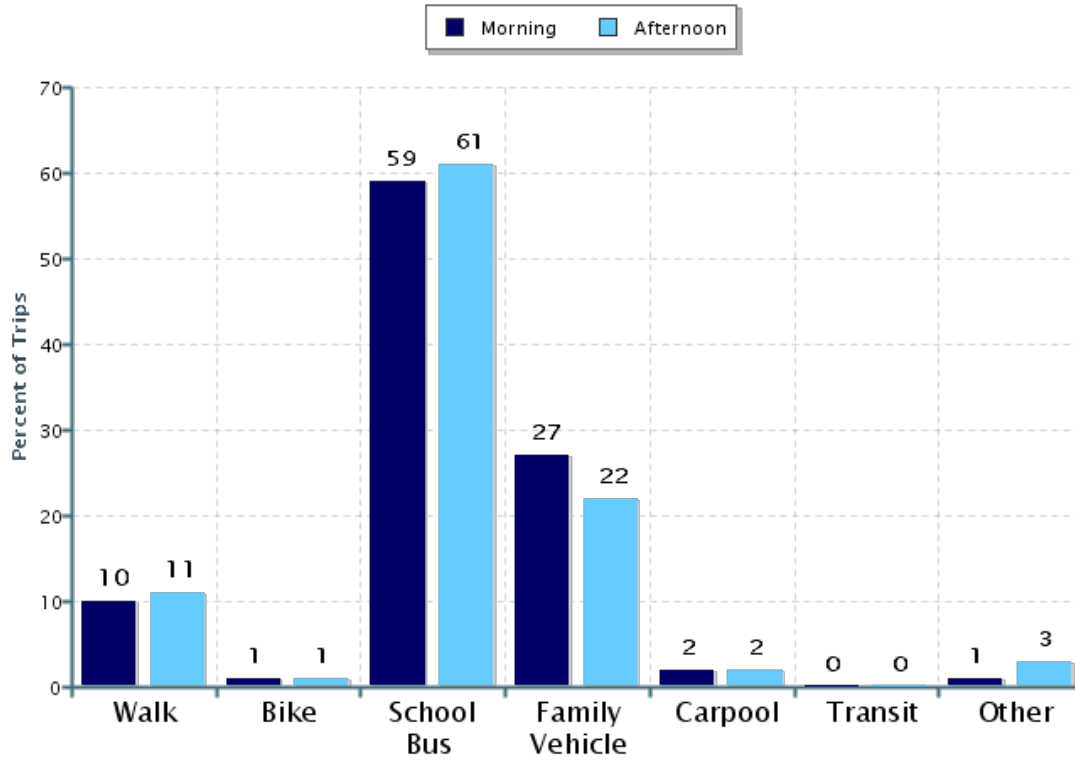
Richneck Elementary School	October 2018 (27610)	674	76-100%		29
Ridge Elementary School	September 2018 (28074)		Don't Know		57
Rivers Edge Elementary	September 2018 (28075)		Don't Know		75
Riverside Elementary School	November 2018 (26794)	813	Don't Know		36
Riverside Elementary School	October 2018 (27575)	530	76-100%		25
Ro Nelson Elementary School	October 2018 (27539)	594	76-100%		27
Rolfe Middle School	October 2018 (28113)		Don't Know		25
Rolling Ridge Elementary School	October 2018 (27100)				28
Rolling Valley	September 2018 (26858)				27
Rosa Parks Elementary School	October 2018 (27159)	723	76-100%		34
Saint Helena Elementary School	September 2018 (27538)	300	76-100%		17
Samuel W. Tucker Elementary School	October 2018 (26752)	0			32
Sandston Elementary School	September 2018 (28076)		Don't Know		24
Sangster Elementary School	October 2018 (26808)	975	Don't Know		33
Saratoga Elementary School	October 2018 (26795)	681	Don't Know		1
Sedgefield Elementary School	October 2018 (27514)	444	76-100%		23
Seven Pines Elementary School	September 2018 (28077)		Don't Know		42
Sewells Point Elementary School	October 2018 (27442)	613	76-100%		25
Shady Grove Elementary School	September 2018 (28078)		Don't Know		47
Short Pump Elementary School	September 2018 (28079)		Don't Know		41
Short Pump Middle School	September 2018 (28114)		Don't Know		41
Skipwith Elementary School	October 2018 (28080)		Don't Know		41
Southeastern Elementary	September 2018 (26896)	580	76-100%		26
Southwestern Elementary	September 2018 (27254)	542	76-100%		20
Sparrow Road Intermediate	September 2018 (27061)	505			20

Spring Run Elementary School	October 2018 (27389)	933	Don't Know		34
Springfield Park Elementary School	September 2018 (28081)		Don't Know		60
Stonehouse Elementary School	September 2018 (27483)	735			17
Suburban Park Elementary School	October 2018 (27536)	500	76-100%		25
Sunrise Valley Elementary School	October 2018 (26793)	589	Don't Know		15
Swanson Middle School	October 2018 (27229)				40
Swift Creek Elementary School	October 2018 (27475)	877			37
T Ryland Sanford Elementary School	October 2018 (27549)	523	76-100%		25
Tarrallton Elementary School	October 2018 (27515)	300	76-100%		7
Taylor Elementary School	October 2018 (27230)				22
Three Chopt Elementary School	October 2018 (28082)		Don't Know		14
Thurgood Marshall Elementary	September 2018 (26881)	550	76-100%		21
Tidewater Park Elementary School	October 2018 (27190)	303			15
Timber Lane Elementary School	October 2018 (26799)	617	Don't Know		26
Treakle Elementary	September 2018 (27183)	445	76-100%		23
Trevvett Elementary School	October 2018 (28083)		Don't Know		39
Truitt Intermediate	September 2018 (27116)	295			14
Tuckahoe Elementary School	October 2018 (28084)		Don't Know		54
Tuckahoe Elementary School	October 2018 (27232)				23
Tuckahoe Middle School	October 2018 (28115)		Don't Know		64
Twin Hickory Elementary School	October 2018 (28085)		Don't Know		53
Varina Elementary School	September 2018 (28086)		Don't Know		33
Venable Elementary School	October 2018 (26826)				1
Victory Elementary School	September 2018 (27582)				34
Virginia Randolph Education Center (VREC)	October 2018 (28116)		Don't Know		4

Wakefield High School	October 2018 (27233)				32
Walker Upper Elementary School	October 2018 (26827)				13
Ward Elementary School	October 2018 (28038)		Don't Know		48
Washington Lee High School	October 2018 (27234)				24
Western Branch Intermediate	September 2018 (27034)	762			27
Western Branch Middle School	September 2018 (26901)	907	76-100%		6
Western Branch Middle School	September 2018 (26900)	907	76-100%		20
Western Branch Primary	September 2018 (27252)	708	76-100%		30
Wilder Middle School	September 2018 (28117)		Don't Know		60
Willard Model Elementary School	October 2018 (27063)	505	76-100%		1
William Ramsay Elementary School	October 2018 (26753)				32
Williamsburg Middle School	October 2018 (27235)				44
Willis A Jenkins Elementary School	October 2018 (27588)	423	76-100%		23
Woodville Elementary School	October 2018 (27548)	393	51-75%		1
WW Gordon Elementary School	October 2018 (27388)	619	Don't Know		26
Yorktown High School	October 2018 (27236)				36
<b>Total:</b>				0	6958

This report contains information from schools' classrooms about students' trip to and from school. The data used in this report were collected using the in-class Student Travel Tally questionnaire from the National Center for Safe Routes to School.

## Morning and Afternoon Travel Mode Comparison



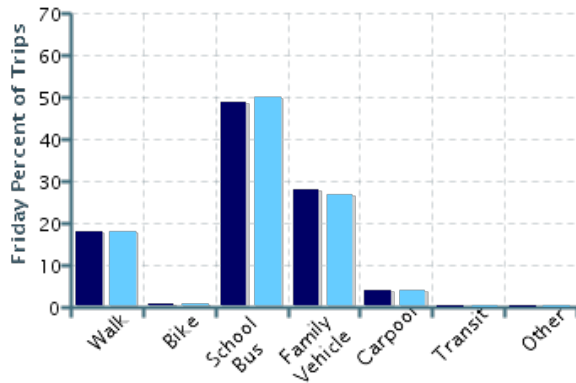
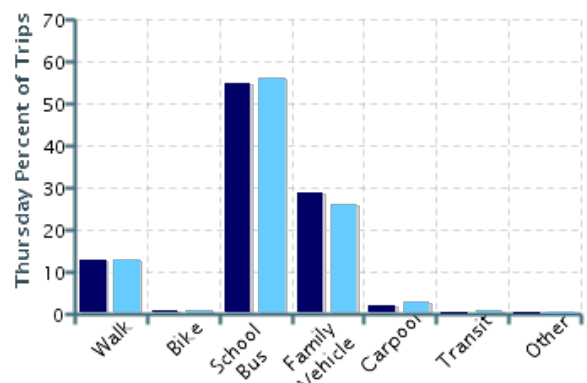
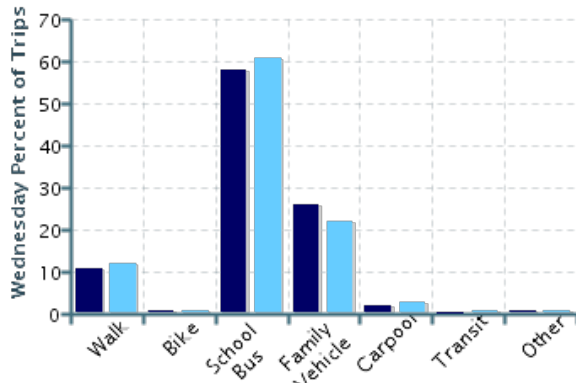
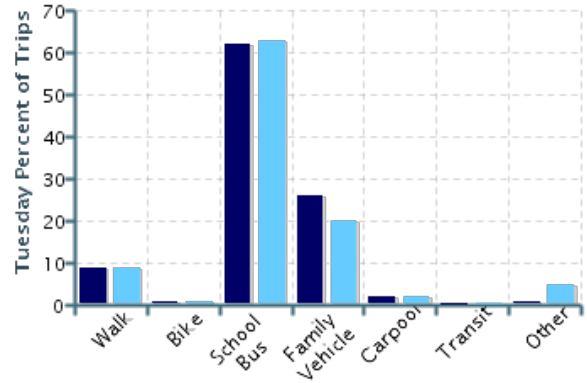
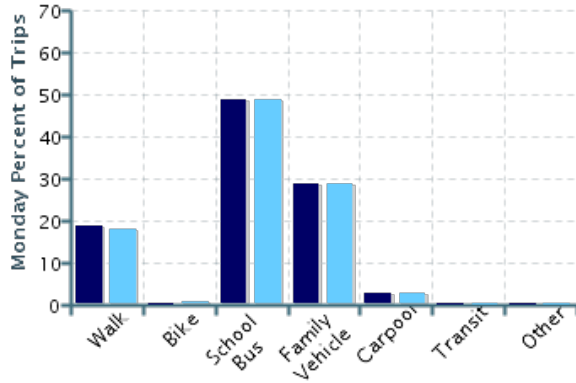
## Morning and Afternoon Travel Mode Comparison

	Number of Trips	Walk	Bike	School Bus	Family Vehicle	Carpool	Transit	Other
Morning	285827	10%	0.8%	59%	27%	2%	0.3%	0.7%
Afternoon	282090	11%	0.8%	61%	22%	2%	0.5%	3%

Percentages may not total 100% due to rounding.

# Morning and Afternoon Travel Mode Comparison by Day

■ Morning
 ■ Afternoon

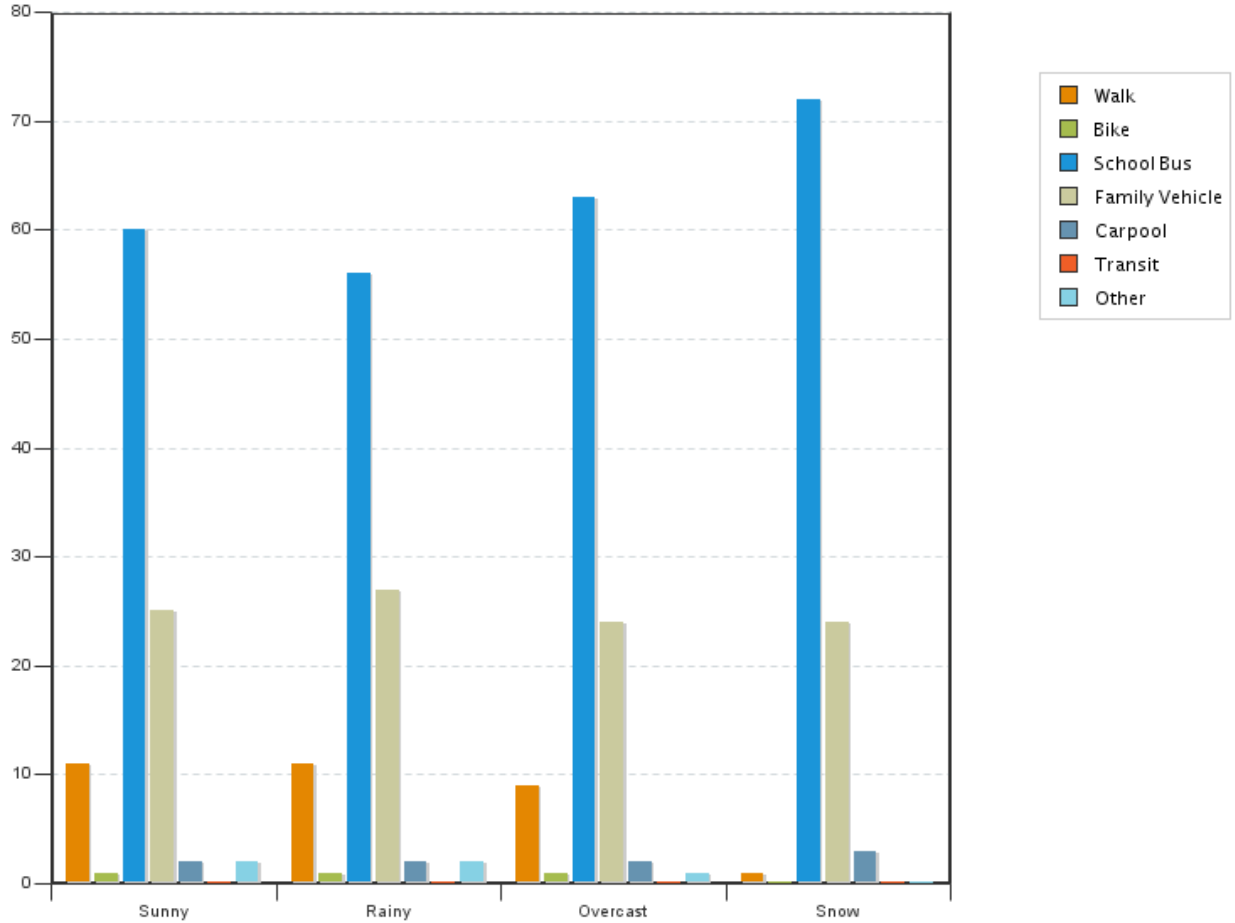


## Morning and Afternoon Travel Mode Comparison by Day

	Number of Trips	Walk	Bike	School Bus	Family Vehicle	Carpool	Transit	Other
Monday AM	4660	19%	0.4%	49%	29%	3%	0.2%	0.2%
Monday PM	4351	18%	0.6%	49%	29%	3%	0.2%	0.3%
Tuesday AM	143929	9%	0.7%	62%	26%	2%	0.2%	0.8%
Tuesday PM	142735	9%	0.7%	63%	20%	2%	0.4%	5%
Wednesday AM	87604	11%	0.9%	58%	26%	2%	0.3%	0.7%
Wednesday PM	86704	12%	0.9%	61%	22%	3%	0.6%	1%
Thursday AM	45587	13%	0.9%	55%	29%	2%	0.3%	0.3%
Thursday PM	44336	13%	0.9%	56%	26%	3%	0.6%	0.4%
Friday AM	4047	18%	1%	49%	28%	4%	0.2%	0.1%
Friday PM	3964	18%	1%	50%	27%	4%	0.2%	0.2%

Percentages may not total 100% due to rounding.

## Travel Mode by Weather Conditions



## Travel Mode by Weather Condition

Weather Condition	Number of Trips	Walk	Bike	School Bus	Family Vehicle	Carpool	Transit	Other
Sunny	389715	11%	0.9%	60%	25%	2%	0.4%	2%
Rainy	33588	11%	0.9%	56%	27%	2%	0.3%	2%
Overcast	122366	9%	0.6%	63%	24%	2%	0.5%	1%
Snow	112	0.9%	0%	72%	24%	3%	0%	0%

Percentages may not total 100% due to rounding.