

# Student Travel Tally Report: Combining Schools in One Data Collection Season

**School Group:** Virginia Schools

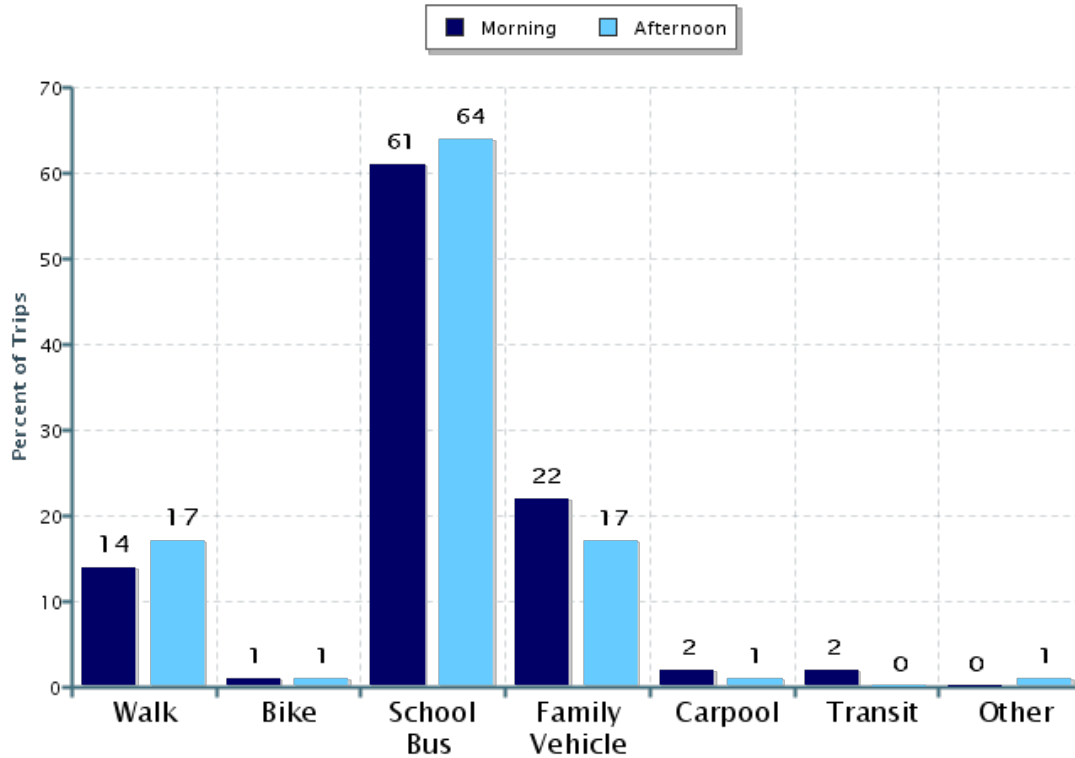
**Date Range:** Fall 2019

**Date Report Generated:** 12/16/2019

School Name:	Month & Year Collected & (Set ID)	School Enrollment:	% Range of School's Students Involved in SRTS:	Number of Classroom in School Targeted by School Group:	Number of Classrooms Included in Report:
Antietam	November 2019 (30288)	760	51-75%		20
Stuart M Beville Middle School	October 2019 (30153)	1092	26%-50%		37
Total:				0	57

This report contains information from schools' classrooms about students' trip to and from school. The data used in this report were collected using the in-class Student Travel Tally questionnaire from the National Center for Safe Routes to School.

## Morning and Afternoon Travel Mode Comparison



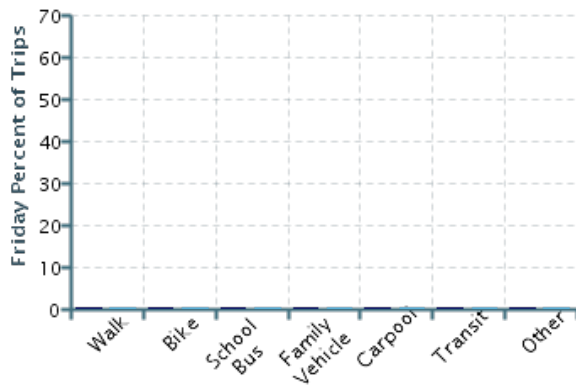
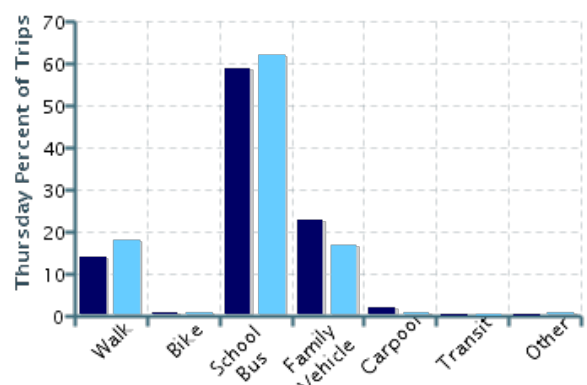
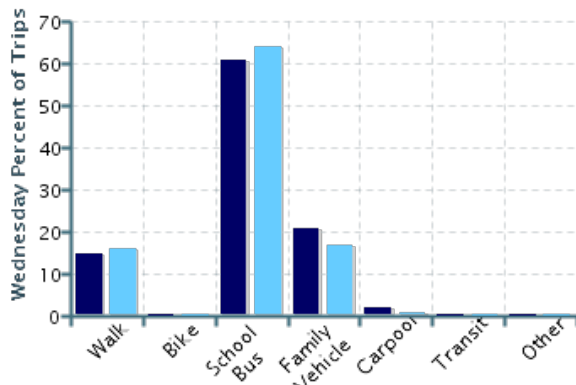
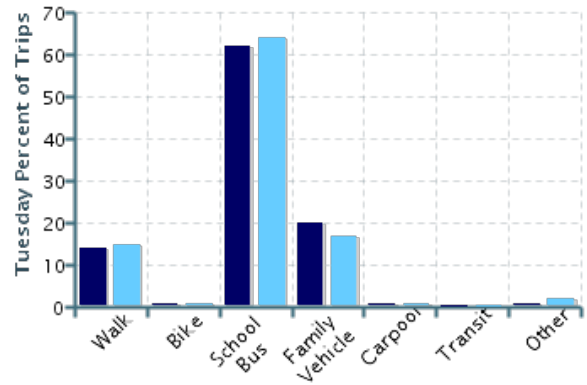
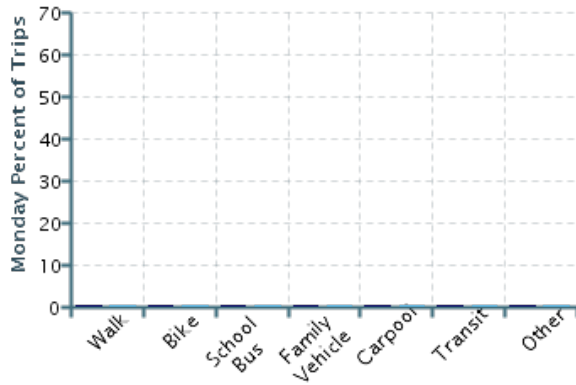
## Morning and Afternoon Travel Mode Comparison

	Number of Trips	Walk	Bike	School Bus	Family Vehicle	Carpool	Transit	Other
Morning	2624	14%	0.9%	61%	22%	2%	0%	0.3%
Afternoon	2548	17%	0.6%	64%	17%	1%	0.1%	0.9%

Percentages may not total 100% due to rounding.

# Morning and Afternoon Travel Mode Comparison by Day

■ Morning
 ■ Afternoon

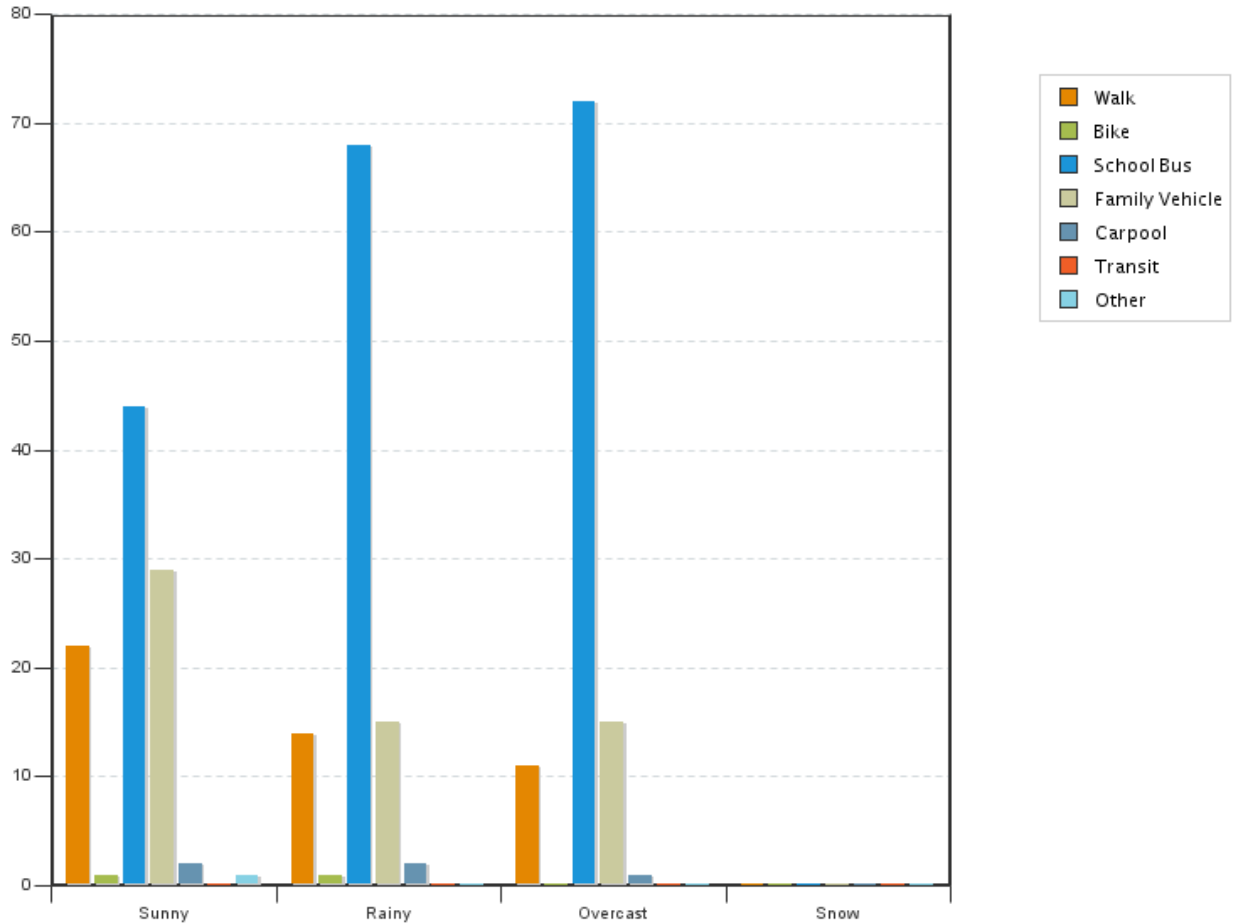


## Morning and Afternoon Travel Mode Comparison by Day

	Number of Trips	Walk	Bike	School Bus	Family Vehicle	Carpool	Transit	Other
Monday AM		0%	0%	0%	0%	0%	0%	0%
Monday PM		0%	0%	0%	0%	0%	0%	0%
Tuesday AM	772	14%	0.9%	62%	20%	1%	0%	0.5%
Tuesday PM	836	15%	0.7%	64%	17%	1%	0.1%	2%
Wednesday AM	876	15%	0.5%	61%	21%	2%	0%	0.1%
Wednesday PM	847	16%	0.2%	64%	17%	1%	0.1%	0.4%
Thursday AM	976	14%	1%	59%	23%	2%	0%	0.3%
Thursday PM	865	18%	0.8%	62%	17%	1%	0.1%	0.8%
Friday AM		0%	0%	0%	0%	0%	0%	0%
Friday PM		0%	0%	0%	0%	0%	0%	0%

Percentages may not total 100% due to rounding.

## Travel Mode by Weather Conditions



## Travel Mode by Weather Condition

Weather Condition	Number of Trips	Walk	Bike	School Bus	Family Vehicle	Carpool	Transit	Other
Sunny	1689	22%	1%	44%	29%	2%	0.1%	1%
Rainy	1296	14%	0.8%	68%	15%	2%	0.1%	0.2%
Overcast	2187	11%	0.2%	72%	15%	0.9%	0%	0.3%
Snow	0	0%	0%	0%	0%	0%	0%	0%

Percentages may not total 100% due to rounding.